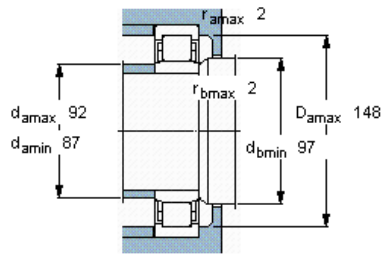
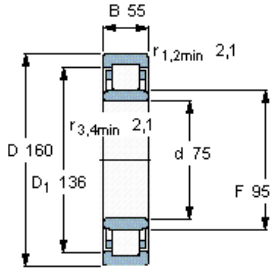
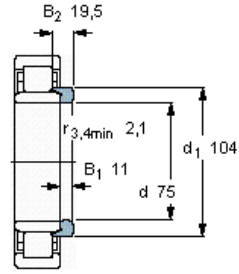


Cylindrical roller bearings, single row

Principal dimensions			Basic load ratings		Designation	Angle ring
d	D	B	dynamic C	static C0	* SKF Explorer bearing	Designation
mm			kN		-	-
75	160	55	380	400	NU 2315 ECJ *	HJ 2315 EC



Calculation factors
 k_r 0,25
 e 0,3 γ 0,4



HJ 2315 EC
 Mass kg 0,42